




QUARTERLY REPORT OF REVENUE AND OTHER RECEIPTS
As at the Quarter Ending December 31, 2024


Department : State Universities and Colleges (SUCs)
 Agency/Entity : Sulu State College
 Operating Unit : < not applicable >
 Organization Code (UACS) : 08 112 0000000
 Fund Cluster : 01 - Regular Agency Fund

Classification/Sources of Revenue and Other Receipts	UACS CODE	REVENUE TARGET (Annual) per BESF	Actual Revenue and Other Receipts Collections					Cumulative Remittance/Deposits to Date			Variance		Remarks
			1st Quarter Ending March 31	2nd Quarter Ending June 30	3rd Quarter Ending September 30	4th Quarter Ending December 31	Total	Remittance to BTr	Deposited with AGDB	Total	Amount	%	
1	2	3	4	5	6	7	8=(4+5+6+7)	9	10	11=(9+10)	12=(8-3)	13=(12/3)	14
Regular Agency Fund		92,464,000.00	7,433,832.00	10,751,616.00	69,094,487.00	8,476,877.25	95,756,812.25	0.00	95,756,812.25	95,756,812.25	3,292,812.25	4 %	
Non-Revenue Collections/Other Receipts		92,464,000.00	7,433,832.00	10,751,616.00	69,094,487.00	8,476,877.25	95,756,812.25	0.00	95,756,812.25	95,756,812.25	3,292,812.25	4 %	
Cash Revenue		92,464,000.00	7,433,832.00	10,751,616.00	69,094,487.00	8,476,877.25	95,756,812.25	0.00	95,756,812.25	95,756,812.25	3,292,812.25	4 %	
Non-Tax		92,464,000.00	7,433,832.00	10,751,616.00	69,094,487.00	8,476,877.25	95,756,812.25	0.00	95,756,812.25	95,756,812.25	3,292,812.25	4 %	
Tuition Fees	4020201001	72,519,000.00	4,478,624.00	5,630,585.00	59,083,212.00	4,956,768.50	74,149,189.50	0.00	74,149,189.50	74,149,189.50	1,630,189.50		Increases due to Free Higher Education Billings
Income Collected from Students	4020201002	18,130,000.00	2,172,358.00	4,779,374.00	9,672,355.00	3,352,508.75	19,976,595.75	0.00	19,976,595.75	19,976,595.75	1,846,595.75		Increases due to Free Higher Education Billings (Fiduciary Account counterpart from FHE)
Income from Other Sources	4020201003	1,815,000.00	782,850.00	341,657.00	338,920.00	167,600.00	1,631,027.00	0.00	1,631,027.00	1,631,027.00	(183,973.00)		-10 % low collection from agricultural crops and other IGPs
GRAND TOTAL		92,464,000.00	7,433,832.00	10,751,616.00	69,094,487.00	8,476,877.25	95,756,812.25	0.00	95,756,812.25	95,756,812.25	3,292,812.25	4 %	

Certified Correct:

 MR. MOHAMMAD S. MUSAHARI
 Budget Officer
 Date:

Certified Correct:

 MR. ALMOSHIN S. ASAM
 Acting Accountant
 Date:

Recommending Approval By:

 MR. ALMOSHIN S. LIPAE, DPA
 Chief Administrative Officer V
 Date:

Approved By:

 PROF. CHARISMA S. UTUTALUM, CESE
 SUC President
 Date: