

MONTHLY REPORT OF DISBURSEMENTS
For the month of December 2024

Department : State Universities and Colleges (SUCs)
Agency/Entity : Bulu State College
Operating Unit : < not applicable >
Organization Code (UACS) : 08 112 0000000
Fund Cluster : 01 - Regular Agency Fund
(e.g. UACS Fund Cluster: 01-Regular Agency Fund, 02-Foreign Assisted Projects Fund, 03-Special Account-Locally Funded/Domestic Grants Fund, etc.)

Table with columns: Particulars, Current Year Budget (PS, MOOE, FinEx, CO, TOTAL), Prior Year's Budget, Prior Year's Accounts Payable (PS, MOOE, FinEx, CO, Sub-Total, TOTAL), Current Year's Accounts Payable (PS, MOOE, FinEx, CO, Sub-Total, TOTAL), SUB-TOTAL, Trust Liabilities (PS, MOOE, CO, TOTAL), Grand Total (PS, MOOE, FinEx, CO, TOTAL), Remarks.

SUMMARY Table with columns: Particulars, Previous Report (2), This Month (3), As at Date (4). Rows include Total Disbursement Authorities Received, Less: Notice of Transfer of Allocations (NTA) issued, Total Disbursement Authorities Available, Less: Lapsed NCA Disbursements, Balance of Disbursement Authorities as at date, Total Disbursements Program, Less: Actual Disbursements (Over/Under spending).

Notes: * The use of NTA is discouraged
Notes: ** Amounts should tally with the grand total disbursement (column 27).

Certified Correct:

MR. ALYASHER S. ASAM
Acting Accountant

Recommending Approval:

MR. ALMARRIN S. LIPAE, DPA
Chief Administrative Officer V

Approved By:

PROF. CHARISMA S. TUTALUM, CESE
SUC President


MONTHLY REPORT OF DISBURSEMENTS
For the month of November 2024


Department : State Universities and Colleges (SUCs)
 Agency/Entity : Sulu State College
 Operating Unit : < not applicable >
 Organization Code (UACB) : 08 112 000000
 Fund Cluster : 01 - Regular Agency Fund
 (e.g. UACB Fund Cluster: 01-Regular Agency Fund, 02-Foreign Assisted Projects Fund, 03-Special Account-Locality Fund/Domestic Grants Fund, etc.)


Particulars	Current Year Budget					Prior Year's Budget					Current Year's Accounts Payable					Trust Liabilities					Grand Total			Remarks				
	PS	MOOE	FinEx	CO	TOTAL	PS	MOOE	FinEx	CO	TOTAL	PS	MOOE	FinEx	CO	TOTAL	PS	MOOE	CO	TOTAL	PS	MOOE	FinEx	CO		TOTAL			
CASH DISBURSEMENTS	25,219,009.12	128,015.74	0.00	0.00	25,347,024.86	0.00	0.00	0.00	0.00	527,214.50	0.00	0.00	0.00	0.00	527,214.50	25,874,239.36	0.00	0.00	0.00	0.00	25,219,009.12	128,015.74	0.00	0.00	25,347,024.86	25,874,239.36	28	
Notice of Cash Allocation (NCA)	25,219,009.12	128,015.74	0.00	0.00	25,347,024.86	0.00	0.00	0.00	0.00	527,214.50	0.00	0.00	0.00	0.00	527,214.50	25,874,239.36	0.00	0.00	0.00	0.00	25,219,009.12	128,015.74	0.00	0.00	25,347,024.86	25,874,239.36		
MDS Checks Issued	25,219,009.12	128,015.74	0.00	0.00	25,347,024.86	0.00	0.00	0.00	0.00	527,214.50	0.00	0.00	0.00	0.00	527,214.50	25,874,239.36	0.00	0.00	0.00	0.00	25,219,009.12	128,015.74	0.00	0.00	25,347,024.86	25,874,239.36		
Advice to Debit Account	0.00	0.00	0.00	0.00	0.00	0.00	0.00	0.00	0.00	0.00	0.00	0.00	0.00	0.00	0.00	0.00	0.00	0.00	0.00	0.00	0.00	0.00	0.00	0.00	0.00	0.00		
Notice of Transfer Allocations (NTA)	0.00	0.00	0.00	0.00	0.00	0.00	0.00	0.00	0.00	0.00	0.00	0.00	0.00	0.00	0.00	0.00	0.00	0.00	0.00	0.00	0.00	0.00	0.00	0.00	0.00	0.00		
MDS Checks Issued	0.00	0.00	0.00	0.00	0.00	0.00	0.00	0.00	0.00	0.00	0.00	0.00	0.00	0.00	0.00	0.00	0.00	0.00	0.00	0.00	0.00	0.00	0.00	0.00	0.00	0.00	0.00	
Advice to Debit Account	0.00	0.00	0.00	0.00	0.00	0.00	0.00	0.00	0.00	0.00	0.00	0.00	0.00	0.00	0.00	0.00	0.00	0.00	0.00	0.00	0.00	0.00	0.00	0.00	0.00	0.00	0.00	
Working Fund for FAPs	0.00	0.00	0.00	0.00	0.00	0.00	0.00	0.00	0.00	0.00	0.00	0.00	0.00	0.00	0.00	0.00	0.00	0.00	0.00	0.00	0.00	0.00	0.00	0.00	0.00	0.00	0.00	
Cash Disbursement Ceiling (CDC)	0.00	0.00	0.00	0.00	0.00	0.00	0.00	0.00	0.00	0.00	0.00	0.00	0.00	0.00	0.00	0.00	0.00	0.00	0.00	0.00	0.00	0.00	0.00	0.00	0.00	0.00	0.00	
TOTAL CASH DISBURSEMENTS	25,219,009.12	128,015.74	0.00	0.00	25,347,024.86	0.00	0.00	0.00	0.00	527,214.50	0.00	0.00	0.00	0.00	527,214.50	25,874,239.36	0.00	0.00	0.00	0.00	25,219,009.12	128,015.74	0.00	0.00	25,347,024.86	25,874,239.36		
NON-CASH DISBURSEMENTS	1,039,951.32	0.00	0.00	0.00	1,039,951.32	0.00	0.00	0.00	0.00	0.00	0.00	0.00	0.00	0.00	0.00	1,039,951.32	0.00	0.00	0.00	0.00	1,039,951.32	0.00	0.00	0.00	0.00	1,039,951.32		
Tax Remittances Advances Issued (TRA)	1,039,951.32	0.00	0.00	0.00	1,039,951.32	0.00	0.00	0.00	0.00	0.00	0.00	0.00	0.00	0.00	0.00	1,039,951.32	0.00	0.00	0.00	0.00	1,039,951.32	0.00	0.00	0.00	0.00	1,039,951.32		
Non-Cash Availment Authority (NCAA)	0.00	0.00	0.00	0.00	0.00	0.00	0.00	0.00	0.00	0.00	0.00	0.00	0.00	0.00	0.00	0.00	0.00	0.00	0.00	0.00	0.00	0.00	0.00	0.00	0.00	0.00	0.00	
Disbursements effected through outright deductions from claims (please specify...)	0.00	0.00	0.00	0.00	0.00	0.00	0.00	0.00	0.00	0.00	0.00	0.00	0.00	0.00	0.00	0.00	0.00	0.00	0.00	0.00	0.00	0.00	0.00	0.00	0.00	0.00	0.00	
Overpayment of expenses (e.g. personnel benefits)	0.00	0.00	0.00	0.00	0.00	0.00	0.00	0.00	0.00	0.00	0.00	0.00	0.00	0.00	0.00	0.00	0.00	0.00	0.00	0.00	0.00	0.00	0.00	0.00	0.00	0.00	0.00	
Restitution for loss of government property	0.00	0.00	0.00	0.00	0.00	0.00	0.00	0.00	0.00	0.00	0.00	0.00	0.00	0.00	0.00	0.00	0.00	0.00	0.00	0.00	0.00	0.00	0.00	0.00	0.00	0.00	0.00	
Liquidated damages and similar claims	0.00	0.00	0.00	0.00	0.00	0.00	0.00	0.00	0.00	0.00	0.00	0.00	0.00	0.00	0.00	0.00	0.00	0.00	0.00	0.00	0.00	0.00	0.00	0.00	0.00	0.00	0.00	
Others (TIE, BTI, Docs Stamp, etc.)	0.00	0.00	0.00	0.00	0.00	0.00	0.00	0.00	0.00	0.00	0.00	0.00	0.00	0.00	0.00	0.00	0.00	0.00	0.00	0.00	0.00	0.00	0.00	0.00	0.00	0.00	0.00	
TOTAL NON-CASH DISBURSEMENTS	1,039,951.32	0.00	0.00	0.00	1,039,951.32	0.00	0.00	0.00	0.00	0.00	0.00	0.00	0.00	0.00	0.00	1,039,951.32	0.00	0.00	0.00	0.00	1,039,951.32	0.00	0.00	0.00	0.00	1,039,951.32		
GRAND TOTAL	26,258,960.44	128,015.74	0.00	0.00	26,386,976.18	0.00	0.00	0.00	0.00	527,214.50	0.00	0.00	0.00	0.00	527,214.50	26,914,190.68	0.00	0.00	0.00	0.00	26,258,960.44	128,015.74	0.00	0.00	26,386,976.18	26,914,190.68		

SUMMARY	Particulars	Previous Report			This Month			As at Date		
		(1)	(2)	(3)	(4)	(5)	(6)	(7)	(8)	(9)
Total Disbursement Authorities Received		247,719,707.99	26,471,951.32	277,191,659.31	247,719,707.99	26,471,951.32	277,191,659.31	247,719,707.99	26,471,951.32	277,191,659.31
NCA		239,954,682.00	26,432,000.00	267,386,682.00	239,954,682.00	26,432,000.00	267,386,682.00	239,954,682.00	26,432,000.00	267,386,682.00
NTA		0.00	0.00	0.00	0.00	0.00	0.00	0.00	0.00	0.00
Working Fund		0.00	0.00	0.00	0.00	0.00	0.00	0.00	0.00	0.00
TRA		8,785,125.99	1,039,951.32	9,805,077.31	8,785,125.99	1,039,951.32	9,805,077.31	8,785,125.99	1,039,951.32	9,805,077.31
CDC		0.00	0.00	0.00	0.00	0.00	0.00	0.00	0.00	0.00
NCAA		0.00	0.00	0.00	0.00	0.00	0.00	0.00	0.00	0.00
Less: Notice of Transfer of Allocations (NTA)* issued		247,719,707.99	26,471,951.32	277,191,659.31	247,719,707.99	26,471,951.32	277,191,659.31	247,719,707.99	26,471,951.32	277,191,659.31
Total Disbursement Authorities Available		0.00	0.00	0.00	0.00	0.00	0.00	0.00	0.00	0.00
Less:		3,688,479.72	0.00	3,688,479.72	3,688,479.72	0.00	3,688,479.72	3,688,479.72	0.00	3,688,479.72
Lapsed NCA		239,886,580.77	26,914,190.68	266,800,771.45	239,886,580.77	26,914,190.68	266,800,771.45	239,886,580.77	26,914,190.68	266,800,771.45
Disbursements		0.00	0.00	0.00	0.00	0.00	0.00	0.00	0.00	0.00
Less: Other Non-Cash Disbursements		0.00	0.00	0.00	0.00	0.00	0.00	0.00	0.00	0.00
Disbursements effected through outright deductions from claims		0.00	0.00	0.00	0.00	0.00	0.00	0.00	0.00	0.00
Overpayment of expenses (e.g. personnel benefits)		0.00	0.00	0.00	0.00	0.00	0.00	0.00	0.00	0.00
Restitution for loss of government property		0.00	0.00	0.00	0.00	0.00	0.00	0.00	0.00	0.00
Liquidated damages and similar claims		0.00	0.00	0.00	0.00	0.00	0.00	0.00	0.00	0.00
Others (e.g. TIE, BTI, Docs Stamp, etc.)		0.00	0.00	0.00	0.00	0.00	0.00	0.00	0.00	0.00
Adj./Less: Adjustments (e.g. cancelled/voided checks)		4,144,847.50	2,567,760.64	6,702,608.14	4,144,847.50	2,567,760.64	6,702,608.14	4,144,847.50	2,567,760.64	6,702,608.14
Balance of Disbursement Authorities as at date		247,719,707.99	29,471,951.32	277,191,659.31	247,719,707.99	29,471,951.32	277,191,659.31	247,719,707.99	29,471,951.32	277,191,659.31
Total Disbursements Program		243,674,860.49	28,914,190.68	270,489,051.17	243,674,860.49	28,914,190.68	270,489,051.17	243,674,860.49	28,914,190.68	270,489,051.17
Less: *Actual Disbursements		4,144,847.50	2,567,760.64	6,702,608.14	4,144,847.50	2,567,760.64	6,702,608.14	4,144,847.50	2,567,760.64	6,702,608.14
(Over)/Under spending										

Notes: * The use of NTA is discouraged
 Notes: ** Amounts should tally with the grand total disbursement (column 27).

Certified Correct:

 MR. AL-YASHIN S. ASAM
 Acting Accountant

Recommending Approval:

 MR. AL-YASHIN S. LIPAE, DPA
 Chief Administrative Officer V

Approved By:

 PROF. CHARISMA S. MUTALUM, CESE
 SUC President

MONTHLY REPORT OF DISBURSEMENTS
For the month of October 2024

Department : State Universities and Colleges (BUCs)
 Agency/Entity : Sulu State College
 Operating Unit : - (not applicable)
 Organization Code (UACS) : 08 112 000000
 Fund Cluster : 01 - Regular Agency Fund
 (e.g. UACS Fund Cluster: 01-Regular Agency Fund, 02-Foreign Assisted Projects Fund, 03-Special Account-Locally Funded/Domestic Grants Fund, etc.)

Particulars	Current Year Budget					Prior Year's Budget					Current Year's Accounts Payable					Trust Liabilities					Grand Total					Remarks		
	PS	MOOE	FinEx	CO	TOTAL	PS	MOOE	FinEx	CO	Sub-Total	PS	MOOE	FinEx	CO	Sub-Total	TOTAL	SUB-TOTAL	PS	MOOE	CO	TOTAL	PS	MOOE	FinEx	CO		TOTAL	
1	2	3	4	5	6=2+3+4+5	7	8	9	10	11=(7+8+9+10)	12	13	14	15	16=	17=(11+16)	18=(9+17)	19	20	21	22=(19+20+21)	23	24	25	26	27=(23+24+25+26)	28	
CASH DISBURSEMENTS	11,120,456.54	1,004,811.58	0.00	0.00	12,125,268.12	0.00	0.00	0.00	0.00	0.00	0.00	0.00	0.00	0.00	0.00	0.00	12,125,268.12	0.00	0.00	0.00	0.00	11,120,456.54	1,004,811.58	0.00	0.00	12,125,268.12	28	
Notice of Cash Allocation (NCA)	11,120,456.54	1,004,811.58	0.00	0.00	12,125,268.12	0.00	0.00	0.00	0.00	0.00	0.00	0.00	0.00	0.00	0.00	0.00	12,125,268.12	0.00	0.00	0.00	0.00	11,120,456.54	1,004,811.58	0.00	0.00	12,125,268.12		
MDS Checks Issued	11,120,456.54	1,004,811.58	0.00	0.00	12,125,268.12	0.00	0.00	0.00	0.00	0.00	0.00	0.00	0.00	0.00	0.00	0.00	12,125,268.12	0.00	0.00	0.00	0.00	11,120,456.54	1,004,811.58	0.00	0.00	12,125,268.12		
Advice to Debit Account	0.00	0.00	0.00	0.00	0.00	0.00	0.00	0.00	0.00	0.00	0.00	0.00	0.00	0.00	0.00	0.00	0.00	0.00	0.00	0.00	0.00	0.00	0.00	0.00	0.00	0.00	0.00	
Notice of Transfer Allocations (NTA)	0.00	0.00	0.00	0.00	0.00	0.00	0.00	0.00	0.00	0.00	0.00	0.00	0.00	0.00	0.00	0.00	0.00	0.00	0.00	0.00	0.00	0.00	0.00	0.00	0.00	0.00	0.00	
MDS Checks Issued	0.00	0.00	0.00	0.00	0.00	0.00	0.00	0.00	0.00	0.00	0.00	0.00	0.00	0.00	0.00	0.00	0.00	0.00	0.00	0.00	0.00	0.00	0.00	0.00	0.00	0.00	0.00	
Advice to Debit Account	0.00	0.00	0.00	0.00	0.00	0.00	0.00	0.00	0.00	0.00	0.00	0.00	0.00	0.00	0.00	0.00	0.00	0.00	0.00	0.00	0.00	0.00	0.00	0.00	0.00	0.00	0.00	
Working Fund for FAPs	0.00	0.00	0.00	0.00	0.00	0.00	0.00	0.00	0.00	0.00	0.00	0.00	0.00	0.00	0.00	0.00	0.00	0.00	0.00	0.00	0.00	0.00	0.00	0.00	0.00	0.00	0.00	
Cash Disbursement Ceiling (CDC)	0.00	0.00	0.00	0.00	0.00	0.00	0.00	0.00	0.00	0.00	0.00	0.00	0.00	0.00	0.00	0.00	0.00	0.00	0.00	0.00	0.00	0.00	0.00	0.00	0.00	0.00	0.00	
TOTAL CASH DISBURSEMENTS	11,120,456.54	1,004,811.58	0.00	0.00	12,125,268.12	0.00	0.00	0.00	0.00	0.00	0.00	0.00	0.00	0.00	0.00	0.00	12,125,268.12	0.00	0.00	0.00	0.00	11,120,456.54	1,004,811.58	0.00	0.00	12,125,268.12		
NON-CASH DISBURSEMENTS	1,046,819.14	0.00	0.00	0.00	1,046,819.14	0.00	0.00	0.00	0.00	0.00	0.00	0.00	0.00	0.00	0.00	0.00	1,046,819.14	0.00	0.00	0.00	0.00	1,046,819.14	0.00	0.00	0.00	1,046,819.14		
Tax Remittance Advances Issued (TRA)	1,046,819.14	0.00	0.00	0.00	1,046,819.14	0.00	0.00	0.00	0.00	0.00	0.00	0.00	0.00	0.00	0.00	0.00	1,046,819.14	0.00	0.00	0.00	0.00	1,046,819.14	0.00	0.00	0.00	1,046,819.14		
Non-Cash Availment Authority (NCAA)	0.00	0.00	0.00	0.00	0.00	0.00	0.00	0.00	0.00	0.00	0.00	0.00	0.00	0.00	0.00	0.00	0.00	0.00	0.00	0.00	0.00	0.00	0.00	0.00	0.00	0.00	0.00	
Disbursements effected through outright deductions from claims (please specify...)	0.00	0.00	0.00	0.00	0.00	0.00	0.00	0.00	0.00	0.00	0.00	0.00	0.00	0.00	0.00	0.00	0.00	0.00	0.00	0.00	0.00	0.00	0.00	0.00	0.00	0.00	0.00	
Overpayment of expenses(e.g. personal benefits)	0.00	0.00	0.00	0.00	0.00	0.00	0.00	0.00	0.00	0.00	0.00	0.00	0.00	0.00	0.00	0.00	0.00	0.00	0.00	0.00	0.00	0.00	0.00	0.00	0.00	0.00	0.00	
Restitution for loss of government property	0.00	0.00	0.00	0.00	0.00	0.00	0.00	0.00	0.00	0.00	0.00	0.00	0.00	0.00	0.00	0.00	0.00	0.00	0.00	0.00	0.00	0.00	0.00	0.00	0.00	0.00	0.00	
Liquidated damages and similar claims	0.00	0.00	0.00	0.00	0.00	0.00	0.00	0.00	0.00	0.00	0.00	0.00	0.00	0.00	0.00	0.00	0.00	0.00	0.00	0.00	0.00	0.00	0.00	0.00	0.00	0.00	0.00	
Others (e.g. TEF, BTI, Documentary Stamp Tax, etc.)	0.00	0.00	0.00	0.00	0.00	0.00	0.00	0.00	0.00	0.00	0.00	0.00	0.00	0.00	0.00	0.00	0.00	0.00	0.00	0.00	0.00	0.00	0.00	0.00	0.00	0.00	0.00	
TOTAL NON-CASH DISBURSEMENTS	1,046,819.14	0.00	0.00	0.00	1,046,819.14	0.00	0.00	0.00	0.00	0.00	0.00	0.00	0.00	0.00	0.00	0.00	1,046,819.14	0.00	0.00	0.00	0.00	1,046,819.14	0.00	0.00	0.00	1,046,819.14		
GRAND TOTAL	12,167,275.68	1,004,811.58	0.00	0.00	13,172,087.26	0.00	0.00	0.00	0.00	0.00	0.00	0.00	0.00	0.00	0.00	0.00	13,172,087.26	0.00	0.00	0.00	0.00	12,167,275.68	1,004,811.58	0.00	0.00	13,172,087.26		

SUMMARY

Particulars (1)	Previous Report (2)	This Month (3)	As at Date (4)
Total Disbursement Authorities Received	230,683,888.85	17,035,819.14	247,719,707.99
NCA	222,985,652.00	15,989,000.00	238,974,652.00
NTA	0.00	0.00	0.00
Working Fund	0.00	0.00	0.00
TRA	7,718,306.85	1,046,819.14	8,765,125.99
CDC	0.00	0.00	0.00
NCAA	0.00	0.00	0.00
Less: Notice of Transfer of Allocations (NTA)* Issued	0.00	0.00	0.00
Total Disbursement Authorities Available	230,683,888.85	17,035,819.14	247,719,707.99
Less:	0.00	0.00	0.00
Lapsed NCA	3,688,479.72	0.00	3,688,479.72
Disbursements	226,714,263.51	13,172,087.26	239,886,350.77
Less: Other Non-Cash Disbursements	0.00	0.00	0.00
Disbursements effected through outright deductions from claims	0.00	0.00	0.00
Overpayment of expenses(e.g. personnel benefits)	0.00	0.00	0.00
Restitution for loss of government property	0.00	0.00	0.00
Liquidated damages and similar claims	0.00	0.00	0.00
Others (e.g. TEF, BTI, Docs Stamp, etc.)	0.00	0.00	0.00
Add/Less: Adjustments (e.g. cancelled/dated checks)	0.00	0.00	0.00
Balance of Disbursement Authorities as at date	291,115.62	3,863,731.88	4,144,847.50
Total Disbursements Program	230,683,888.85	17,035,819.14	247,719,707.99
Less: *Actual Disbursements	230,402,773.23	13,172,087.26	243,574,860.49
(Over)/Under spending	291,115.62	3,863,731.88	4,144,847.50

Notes: * The use of NTA is discouraged
 Notes: ** Amounts should tally with the grand total disbursement (column 27).

Certified Correct:
 MR. ALYAN S. ASAM
 Acting Accountant

Recommended Approval:
 MR. ALYAN S. LIPAE, DPA
 Chief Administrative Officer V

Approved By:
 PROF. CHARISMA S. UTUTALUM, CESE
 SUC President

MONTHLY REPORT OF DISBURSEMENTS
For the month of September 2024

Department : State Universities and Colleges (SU/Cs)
Agency/Entity : Sulu State College
Operating Unit : < not applicable >
Organization Code (UACS) : 08 112 000000
Fund Cluster : 01 - Regular Agency Fund
(e.g. UACS Fund Cluster: 01-Regular Agency Fund, 02-Foreign Assisted Projects Fund, 03-Special Account-Loosely Funded/Domestic Grants Fund, etc.)

Table with columns: Particulars, Current Year Budget (PS, MOOE, FinEx, CO, TOTAL), Prior Year's Accounts Payable (PS, MOOE, FinEx, CO, Sub-Total), Current Year's Accounts Payable (PS, MOOE, FinEx, CO, Sub-Total), TOTAL, SUB-TOTAL, Trust Liabilities (PS, MOOE, CO, TOTAL), Grand Total (PS, MOOE, FinEx, CO, TOTAL), Remarks.

SUMMARY Table with columns: Particulars, Previous Report, This Month, As at Date. Rows include Total Disbursement Authorities Received, Less: Total Disbursement Authorities Available, Less: Lapsed NCA, Less: Other Non-Cash Disbursements, Balance of Disbursement Authorities as at date, Total Disbursements Program, Less: *Actual Disbursements.

Certified Correct:

MR. JAYAMHIER S. ASAM
Account Assistant

Recommended by:

MR. ALRAASHID S. LIPAE, DPA
Chief Administrative Officer V

Approved By:

PROF. CHARISMA S. TUTALUM, CESE
SU President

MONTHLY REPORT OF DISBURSEMENTS
For the month of August 2024

Department : State Universities and Colleges (SUCs)
Agency/Entity : Sulu State College
Operating Unit : < not applicable >
Organizational Code (UACB) : 08 112 000000
Fund Cluster : 01 - Regular Agency Fund
(e.g. UACB Fund Cluster: 01-Regular Agency Fund, 02-Foreign Assisted Projects Fund, 03-Special Account-Locally Funded Domestic Grants Fund, etc.)

Table with columns: Particulars, Current Year Budget (PS, MOOE, FinEx, CO, TOTAL), Prior Year's Budget (PS, MOOE, FinEx, CO, Sub-Total, TOTAL), Current Year's Accounts Payable (PS, MOOE, FinEx, CO, Sub-Total, TOTAL), SUB-TOTAL, Trust Liabilities (PS, MOOE, CO, TOTAL), Grand Total (PS, MOOE, FinEx, CO, TOTAL), Remarks.

SUMMARY Table with columns: Particulars, Previous Report, This Month, As at Date. Rows include Total Disbursement Authorities Received, NCA, NTA, Working Fund, TRA, CDC, NCA, Less: Notice of Transfer of Allocations (NTA)* issued, Total Disbursement Authorities Available, Less: Lessed NCA, Disbursements, Less: Other Non-Cash Disbursements, Disbursements effected through outright deductions from claims, Overpayment of expenses, Restitution for loss of government property, Liquidated damages and similar claims, Others (e.g. TEP, BTR, Docs Stamp, etc.), Add/Less: Adjustments (e.g. cancelled/voided checks), Balance of Disbursement Authorities as at date, Total Disbursements Program, Less: *Actual Disbursements, (Over)Under spending.

Notes: * The use of NTA is discouraged. ** Amounts should tally with the grand total disbursement (column 27).

MR. ARYASHIH S. ASAM
Acting Administrator

MR. ALYASHIH S. LIPAE, DPA
Chief Administrative Officer V

PROF. CHARISMA S. UTUTALUM, CESE
SUC President

MONTHLY REPORT OF DISBURSEMENTS
For the month of July 2025

Department : State Universities and Colleges (SUCs)
 Agency/Entity : Bulu State College
 Operating Unit : < not applicable >
 Organization Code (UACS) : 06 112 000000
 Fund Cluster : 01 - Regular Agency Fund, 02-Foreign Assisted Projects Fund, 03-Special Account-Locally Funded/Domestic Grants Fund, etc.)
 (e.g. UACS Fund Cluster: 01-Regular Agency Fund, 02-Foreign Assisted Projects Fund, 03-Special Account-Locally Funded/Domestic Grants Fund, etc.)


Particulars	Current Year Budget					TOTAL	Prior Year's Accounts Payable					Current Year's Accounts Payable					TOTAL	SUB-TOTAL	Trust Liabilities				TOTAL	Remarks			
	PS	MOOE	FinEx	CO	6=(2+3+4+5)		PS	MOOE	FinEx	CO	Sub-Total	PS	MOOE	FinEx	CO	Sub-Total			17=(11+16)	18=(9+17)	19	MOOE			CO	22=(19+20+21)	23
CASH DISBURSEMENTS	6,717,167.33	633,708.90	0.00	0.00	7,350,876.23	0.00	0.00	0.00	0.00	0.00	0.00	0.00	0.00	0.00	0.00	0.00	7,350,876.23	0.00	0.00	0.00	0.00	6,717,167.33	633,708.90	0.00	0.00	7,350,876.23	
Notice of Cash Allocation (NCA)	6,717,167.33	633,708.90	0.00	0.00	7,350,876.23	0.00	0.00	0.00	0.00	0.00	0.00	0.00	0.00	0.00	0.00	0.00	7,350,876.23	0.00	0.00	0.00	0.00	6,717,167.33	633,708.90	0.00	0.00	7,350,876.23	
MOE Checks Issued	0.00	0.00	0.00	0.00	0.00	0.00	0.00	0.00	0.00	0.00	0.00	0.00	0.00	0.00	0.00	0.00	0.00	0.00	0.00	0.00	0.00	0.00	0.00	0.00	0.00	0.00	0.00
Advice to Debt Account	0.00	0.00	0.00	0.00	0.00	0.00	0.00	0.00	0.00	0.00	0.00	0.00	0.00	0.00	0.00	0.00	0.00	0.00	0.00	0.00	0.00	0.00	0.00	0.00	0.00	0.00	0.00
Notice of Transfer Allocations (NTA)	0.00	0.00	0.00	0.00	0.00	0.00	0.00	0.00	0.00	0.00	0.00	0.00	0.00	0.00	0.00	0.00	0.00	0.00	0.00	0.00	0.00	0.00	0.00	0.00	0.00	0.00	0.00
MOE Checks Issued	0.00	0.00	0.00	0.00	0.00	0.00	0.00	0.00	0.00	0.00	0.00	0.00	0.00	0.00	0.00	0.00	0.00	0.00	0.00	0.00	0.00	0.00	0.00	0.00	0.00	0.00	0.00
Advice to Debt Account	0.00	0.00	0.00	0.00	0.00	0.00	0.00	0.00	0.00	0.00	0.00	0.00	0.00	0.00	0.00	0.00	0.00	0.00	0.00	0.00	0.00	0.00	0.00	0.00	0.00	0.00	0.00
Working Fund for FAPs	0.00	0.00	0.00	0.00	0.00	0.00	0.00	0.00	0.00	0.00	0.00	0.00	0.00	0.00	0.00	0.00	0.00	0.00	0.00	0.00	0.00	0.00	0.00	0.00	0.00	0.00	0.00
Cash Disbursement Calling (CDC)	0.00	0.00	0.00	0.00	0.00	0.00	0.00	0.00	0.00	0.00	0.00	0.00	0.00	0.00	0.00	0.00	0.00	0.00	0.00	0.00	0.00	0.00	0.00	0.00	0.00	0.00	0.00
TOTAL CASH DISBURSEMENTS	6,717,167.33	633,708.90	0.00	0.00	7,350,876.23	0.00	0.00	0.00	0.00	0.00	0.00	0.00	0.00	0.00	0.00	0.00	7,350,876.23	0.00	0.00	0.00	0.00	6,717,167.33	633,708.90	0.00	0.00	7,350,876.23	
NON-CASH DISBURSEMENTS	0.00	0.00	0.00	0.00	0.00	0.00	0.00	0.00	0.00	0.00	0.00	0.00	0.00	0.00	0.00	0.00	0.00	0.00	0.00	0.00	0.00	0.00	0.00	0.00	0.00	0.00	0.00
Tax Remittance Advances Issued (TRA)	0.00	0.00	0.00	0.00	0.00	0.00	0.00	0.00	0.00	0.00	0.00	0.00	0.00	0.00	0.00	0.00	0.00	0.00	0.00	0.00	0.00	0.00	0.00	0.00	0.00	0.00	0.00
Non-Cash Availment Authority (NCAA)	0.00	0.00	0.00	0.00	0.00	0.00	0.00	0.00	0.00	0.00	0.00	0.00	0.00	0.00	0.00	0.00	0.00	0.00	0.00	0.00	0.00	0.00	0.00	0.00	0.00	0.00	0.00
Disbursements effected through outright deductions from claims (lessa specify...)	0.00	0.00	0.00	0.00	0.00	0.00	0.00	0.00	0.00	0.00	0.00	0.00	0.00	0.00	0.00	0.00	0.00	0.00	0.00	0.00	0.00	0.00	0.00	0.00	0.00	0.00	0.00
Overpayment of expenses (e.g. personal benefits)	0.00	0.00	0.00	0.00	0.00	0.00	0.00	0.00	0.00	0.00	0.00	0.00	0.00	0.00	0.00	0.00	0.00	0.00	0.00	0.00	0.00	0.00	0.00	0.00	0.00	0.00	0.00
Restitution for loss of government property	0.00	0.00	0.00	0.00	0.00	0.00	0.00	0.00	0.00	0.00	0.00	0.00	0.00	0.00	0.00	0.00	0.00	0.00	0.00	0.00	0.00	0.00	0.00	0.00	0.00	0.00	0.00
Liquidated damages and similar claims	0.00	0.00	0.00	0.00	0.00	0.00	0.00	0.00	0.00	0.00	0.00	0.00	0.00	0.00	0.00	0.00	0.00	0.00	0.00	0.00	0.00	0.00	0.00	0.00	0.00	0.00	0.00
Others (TEF, BTI, Documentary Stamp Tax, etc.)	0.00	0.00	0.00	0.00	0.00	0.00	0.00	0.00	0.00	0.00	0.00	0.00	0.00	0.00	0.00	0.00	0.00	0.00	0.00	0.00	0.00	0.00	0.00	0.00	0.00	0.00	0.00
TOTAL NON-CASH DISBURSEMENTS	0.00	0.00	0.00	0.00	0.00	0.00	0.00	0.00	0.00	0.00	0.00	0.00	0.00	0.00	0.00	0.00	0.00	0.00	0.00	0.00	0.00	0.00	0.00	0.00	0.00	0.00	0.00
GRAND TOTAL	6,717,167.33	633,708.90	0.00	0.00	7,350,876.23	0.00	0.00	0.00	0.00	0.00	0.00	0.00	0.00	0.00	0.00	0.00	7,350,876.23	0.00	0.00	0.00	0.00	6,717,167.33	633,708.90	0.00	0.00	7,350,876.23	

Particulars	Previous Report	This Month	As at Date
(1)	(2)	(3)	(4)
Total Disbursement Authorities Received	110,466,173.61	73,544,866.63	184,013,026.24
NCA	106,162,000.00	72,301,676.00	178,463,676.00
NTA	0.00	0.00	0.00
Working Fund	0.00	0.00	0.00
TRA	4,306,173.61	1,243,279.63	5,549,453.24
CDC	0.00	0.00	0.00
NCAA	0.00	0.00	0.00
Less: Notice of Transfer of Allocations (NTA)* issued	0.00	0.00	0.00
Total Disbursement Authorities Available	110,466,173.61	73,544,866.63	184,013,026.24
Less:	0.00	0.00	0.00
Lapsed NCA	1,083,936.42	0.00	1,083,936.42
Disbursements	100,145,419.57	7,350,876.63	110,496,296.50
Less: Other Non-Cash Disbursements	0.00	0.00	0.00
Disbursements effected through outright deductions from claims	0.00	0.00	0.00
Overpayment of expenses (e.g. personal benefits)	0.00	0.00	0.00
Restitution for loss of government property	0.00	0.00	0.00
Liquidated damages and similar claims	0.00	0.00	0.00
Others (e.g. TEF, BTI, Docs Stamp, etc.)	0.00	0.00	0.00
Add/Less: Adjustments (e.g. cancelled/waived checks)	0.00	0.00	0.00
Balance of Disbursement Authorities as at date	208,615.62	66,193,979.70	66,452,796.32
Total Disbursements Program	110,466,173.61	73,544,866.63	184,013,026.24
Less: Actual Disbursements	110,206,367.66	7,350,876.63	117,562,253.62
Over/Under spending	259,815.33	66,193,979.70	66,452,796.32

Notes: * The use of NTA is discouraged
 Notes: ** Amounts should tally with the grand total disbursement (column 27).

Checked by:

 MR. ALVIN S. ASAM
 Acting Accountant

Recommending Approval:

 MR. ALVIN S. LIPAE, DPA
 Chief Administrative Officer V

Approved by:

 PROF. CHARISMA S. UTUTALUM, CESE
 SUC President

MONTHLY REPORT OF DISBURSEMENTS
For the month of May 2024

Department : State Universities and Colleges (SUCs)
Agency/Entity : Sulu State College
Operating Unit : < not applicable >
Organization Code (UACS) : 05 112 000000
Fund Cluster : 01 - Regular Agency Fund
(e.g. UACS Fund Cluster: 01-Regular Agency Fund, 02-Foreign Assisted Projects Fund, 03-Special Account-Locally Funded/Domestic Grants Fund, etc.)

Table with columns: Particulars, Current Year Budget (PS, MOOE, FinEx, CO, TOTAL), Prior Year's Budget (PS, MOOE, FinEx, CO, Sub-Total), Current Year's Accounts Payable (PS, MOOE, FinEx, CO, Sub-Total), Trust Liabilities (PS, MOOE, CO, TOTAL), Grand Total (PS, MOOE, FinEx, CO, TOTAL), Remarks.

SUMMARY

Summary table with columns: Particulars (1), Previous Report (2), This Month (3), As at Date (4). Rows include Total Disbursement Authorities Received, NCA, NTA, Working Fund, TRA, CDC, NCAA, Less: Notice of Transfer of Allocations (NTA) issued, Total Disbursement Authorities Available, Less: Lapsed NCA, Disbursements, Less: Other Non-Cash Disbursements, Disbursements effected through outright deductions from claims, Overpayment of expenses (e.g. personnel benefits), Restitution for loss of government property, Liquidated damages and similar claims, Others (e.g. TEF, BIT, Docs Stamp, etc.), Add/Less: Adjustments (e.g. cancelled/voided checks), Balance of Disbursement Authorities as at date, Total Disbursements Program, Less: Actual Disbursements (Over/Under spending).

Notes: ** Amounts should tally with the grand total disbursement (column 27).

Certified Correct
MR. ALYASHER S. ASAM
Acting Accountant

Recommended Approval:
MR. MARSHIN S. LIPAE, DPA
Chief Administrative Officer V

Approved By
PROF. CHARISMA S. TUTALUM, CESE
SUC President

MONTHLY REPORT OF DISBURSEMENTS
For the month of April 2024

Department : State Universities and Colleges (SUCs)
Agency/Office : Sulu State College
Operating Unit : < not applicable >
Organization Code (UACS) : 08 112 000000
Fund Cluster : 01 - Regular Agency Fund
(e.g. UACS Fund Cluster: 01-Regular Agency Fund, 02-Foreign Assisted Projects Fund, 03-Special Account-Locally Funded/Domestic Grants Fund, etc.)

Table with columns: Particulars, Current Year Budget (PS, MOOE, FinEx, OO, TOTAL), Prior Year's Budget (PS, MOOE, FinEx, OO, Sub-Total, TOTAL), Current Year's Accounts Payable (PS, MOOE, FinEx, OO, Sub-Total, TOTAL), SUB-TOTAL, Trust Liabilities (PS, MOOE, CO, TOTAL), Grand Total (PS, MOOE, FinEx, CO, TOTAL), Remarks.

SUMMARY Table with columns: Particulars, Previous Report (P), This Month (M), As at Date (A). Rows include Total Disbursement Authorities Received, NCA, NTA, Working Fund, TRA, CDC, NCAA, Less: Notice of Transfer of Allocations (NTA) issued, Total Disbursement Authorities Available, Less: Lapsed NCA, Disbursements, Less: Other Non-Cash Disbursements, Balance of Disbursement Authorities as at date, Total Disbursements Program, Less: Actual Disbursements, (Over)/Under spending.

MR. ALMADJIN S. LIPAE, DPA
Chief Administrative Officer V

Approved by:
PROF. CHARISMA S. MYTALUM, CESE
SUC President

MONTHLY REPORT OF DISBURSEMENTS
For the month of March 2024

Department : State Universities and Colleges (SUCs)
 Agency/Entity : Sulu State College
 Operating Unit : - (not applicable)
 Organization Code (UACS) : 08 112 090000
 Fund Cluster : 01 - Regular Agency Fund
 (e.g. UACS Fund Cluster: 01-Regular Agency Fund, 02-Foreign Assisted Projects Fund, 03-Special Account-Locality Funded/Domestic Grants Fund, etc.)

Particulars	Current Year Budget					Prior Year's Budget					Current Year's Accounts Payable					TOTAL	SUB-TOTAL	Trust Liabilities				Grand Total				Remarks	
	PS	MOOE	FinEx	CO	TOTAL	PS	MOOE	FinEx	CO	Sub-Total	PS	MOOE	FinEx	CO	Sub-Total			PS	MOOE	CO	TOTAL	PS	MOOE	FinEx	CO		TOTAL
1	2	3	4	5	6=(2+3+4+5)	7	8	9	10	11=(7+8+9+10)	12	13	14	15	16*	17=(11+16)	18=(8+17)	19	20	21	22=(19+20+21)	23	24	25	26	27=(23+24+25+26)	28
CASH DISBURSEMENTS	9,342,528.12	3,744,000.77	2,548,849.06	0.00	15,633,177.95	0.00	0.00	0.00	0.00	0.00	0.00	0.00	0.00	0.00	0.00	0.00	15,633,177.95	0.00	0.00	0.00	0.00	9,342,528.12	3,744,000.77	2,548,849.06	0.00	15,633,177.95	
Notice of Cash Allocation (NCA)	9,342,528.12	3,744,000.77	2,548,849.06	0.00	15,633,177.95	0.00	0.00	0.00	0.00	0.00	0.00	0.00	0.00	0.00	0.00	0.00	15,633,177.95	0.00	0.00	0.00	0.00	9,342,528.12	3,744,000.77	2,548,849.06	0.00	15,633,177.95	
MOB Checks Issued	9,342,528.12	3,744,000.77	2,548,849.06	0.00	15,633,177.95	0.00	0.00	0.00	0.00	0.00	0.00	0.00	0.00	0.00	0.00	0.00	15,633,177.95	0.00	0.00	0.00	0.00	9,342,528.12	3,744,000.77	2,548,849.06	0.00	15,633,177.95	
Advice to Debt Account	0.00	0.00	0.00	0.00	0.00	0.00	0.00	0.00	0.00	0.00	0.00	0.00	0.00	0.00	0.00	0.00	0.00	0.00	0.00	0.00	0.00	0.00	0.00	0.00	0.00	0.00	0.00
Notice of Transfer Allocations (NTA)	0.00	0.00	0.00	0.00	0.00	0.00	0.00	0.00	0.00	0.00	0.00	0.00	0.00	0.00	0.00	0.00	0.00	0.00	0.00	0.00	0.00	0.00	0.00	0.00	0.00	0.00	0.00
MOB Checks Issued	0.00	0.00	0.00	0.00	0.00	0.00	0.00	0.00	0.00	0.00	0.00	0.00	0.00	0.00	0.00	0.00	0.00	0.00	0.00	0.00	0.00	0.00	0.00	0.00	0.00	0.00	0.00
Advice to Debt Account	0.00	0.00	0.00	0.00	0.00	0.00	0.00	0.00	0.00	0.00	0.00	0.00	0.00	0.00	0.00	0.00	0.00	0.00	0.00	0.00	0.00	0.00	0.00	0.00	0.00	0.00	0.00
Working Fund for PAFs	0.00	0.00	0.00	0.00	0.00	0.00	0.00	0.00	0.00	0.00	0.00	0.00	0.00	0.00	0.00	0.00	0.00	0.00	0.00	0.00	0.00	0.00	0.00	0.00	0.00	0.00	0.00
Cash Disbursement Ceiling (COC)	0.00	0.00	0.00	0.00	0.00	0.00	0.00	0.00	0.00	0.00	0.00	0.00	0.00	0.00	0.00	0.00	0.00	0.00	0.00	0.00	0.00	0.00	0.00	0.00	0.00	0.00	0.00
TOTAL CASH DISBURSEMENTS	9,342,528.12	3,744,000.77	2,548,849.06	0.00	15,633,177.95	0.00	0.00	0.00	0.00	0.00	0.00	0.00	0.00	0.00	0.00	0.00	15,633,177.95	0.00	0.00	0.00	0.00	9,342,528.12	3,744,000.77	2,548,849.06	0.00	15,633,177.95	
NON-CASH DISBURSEMENTS	703,323.18	0.00	0.00	0.00	703,323.18	0.00	0.00	0.00	0.00	0.00	0.00	0.00	0.00	0.00	0.00	0.00	703,323.18	0.00	0.00	0.00	0.00	703,323.18	0.00	0.00	0.00	0.00	703,323.18
Tax Remittance Advice Issued (TRA)	703,323.18	0.00	0.00	0.00	703,323.18	0.00	0.00	0.00	0.00	0.00	0.00	0.00	0.00	0.00	0.00	0.00	703,323.18	0.00	0.00	0.00	0.00	703,323.18	0.00	0.00	0.00	0.00	703,323.18
Non-Cash Availment Authority (NCAA)	0.00	0.00	0.00	0.00	0.00	0.00	0.00	0.00	0.00	0.00	0.00	0.00	0.00	0.00	0.00	0.00	0.00	0.00	0.00	0.00	0.00	0.00	0.00	0.00	0.00	0.00	0.00
Disbursements effected through outright deductions from claims (please specify)	0.00	0.00	0.00	0.00	0.00	0.00	0.00	0.00	0.00	0.00	0.00	0.00	0.00	0.00	0.00	0.00	0.00	0.00	0.00	0.00	0.00	0.00	0.00	0.00	0.00	0.00	0.00
Overpayment of expenses (e.g. personnel benefits)	0.00	0.00	0.00	0.00	0.00	0.00	0.00	0.00	0.00	0.00	0.00	0.00	0.00	0.00	0.00	0.00	0.00	0.00	0.00	0.00	0.00	0.00	0.00	0.00	0.00	0.00	0.00
Restitution for loss of government property	0.00	0.00	0.00	0.00	0.00	0.00	0.00	0.00	0.00	0.00	0.00	0.00	0.00	0.00	0.00	0.00	0.00	0.00	0.00	0.00	0.00	0.00	0.00	0.00	0.00	0.00	0.00
Liquidated damages and similar claims	0.00	0.00	0.00	0.00	0.00	0.00	0.00	0.00	0.00	0.00	0.00	0.00	0.00	0.00	0.00	0.00	0.00	0.00	0.00	0.00	0.00	0.00	0.00	0.00	0.00	0.00	0.00
Others (e.g. TEF, BTI, Docs Stamp, etc.)	0.00	0.00	0.00	0.00	0.00	0.00	0.00	0.00	0.00	0.00	0.00	0.00	0.00	0.00	0.00	0.00	0.00	0.00	0.00	0.00	0.00	0.00	0.00	0.00	0.00	0.00	0.00
TOTAL NON-CASH DISBURSEMENTS	703,323.18	0.00	0.00	0.00	703,323.18	0.00	0.00	0.00	0.00	0.00	0.00	0.00	0.00	0.00	0.00	0.00	703,323.18	0.00	0.00	0.00	0.00	703,323.18	0.00	0.00	0.00	0.00	703,323.18
GRAND TOTAL	10,045,851.30	3,744,000.77	2,548,849.06	0.00	16,336,501.13	0.00	0.00	0.00	0.00	0.00	0.00	0.00	0.00	0.00	0.00	0.00	16,336,501.13	0.00	0.00	0.00	0.00	10,045,851.30	3,744,000.77	2,548,849.06	0.00	16,336,501.13	

SUMMARY	Particulars	Previous Report		This Month		As at Date	
		(P)	(R)	(P)	(R)	(P)	(R)
Total Disbursement Authorities Received		29,696,759.44	13,001,323.18	42,801,082.33	42,801,082.33		
NCA		29,156,000.00	12,288,000.00	42,457,000.00	42,457,000.00		
NTA		0.00	0.00	0.00	0.00		
Working Fund		0.00	0.00	0.00	0.00		
TRA		1,440,759.44	703,323.18	2,144,082.33	2,144,082.33		
COC		0.00	0.00	0.00	0.00		
NCAA		0.00	0.00	0.00	0.00		
Less: Notice of Transfer of Allocations (NTA)* issued		0.00	0.00	0.00	0.00		
Total Disbursement Authorities Available		29,696,759.44	13,001,323.18	42,801,082.33	42,801,082.33		
Less:		0.00	0.00	0.00	0.00		
Lapsed NCA		0.00	0.00	0.00	0.00		
Disbursements		26,019,501.87	16,336,501.13	42,356,003.00	42,356,003.00		
Less: Other Non-Cash Disbursements		0.00	0.00	0.00	0.00		
Disbursements effected through outright deductions from claims		0.00	0.00	0.00	0.00		
Overpayment of expenses (e.g. personnel benefits)		0.00	0.00	0.00	0.00		
Restitution for loss of government property		0.00	0.00	0.00	0.00		
Liquidated damages and similar claims		0.00	0.00	0.00	0.00		
Others (e.g. TEF, BTI, Docs Stamp, etc.)		0.00	0.00	0.00	0.00		
Add/Less: Adjustments (e.g. cancelled/returned checks)		3,680,257.87	(3,335,177.95)	245,079.82	245,079.82		
Balance of Disbursement Authorities as at date		29,696,759.16	13,001,323.18	42,801,082.33	42,801,082.33		
Total Disbursements Program		26,019,501.87	16,336,501.13	42,356,003.00	42,356,003.00		
Less: Actual Disbursements		3,680,257.87	(3,335,177.95)	245,079.82	245,079.82		
(Over)/Under spending		3,680,257.87	(3,335,177.95)	245,079.82	245,079.82		

Notes: * The use of NTA is discouraged
 Notes: ** Amounts should tally with the grand total disbursement (column 27).

MR. ALYAN S. ASAM
 Acting Treasurer

MR. ALYAN S. LIPAE, DPA
 Chief Administrative Officer V

PROF. CHARISM S. UTUTALUM, CESE
 SUC President

MONTHLY REPORT OF DISBURSEMENTS
For the month of February 2024

Department : State Universities and Colleges (SUCS)
 Agency/Entity : Solo State College
 Operating Unit : - not applicable -
 Organization Code (UACS) : 08 112 000000
 Fund Cluster : 01 - Regular Agency Fund
 (e.g. UACS Fund Cluster: 01-Regular Agency Fund, 02-Foreign Assisted Projects Fund, 03-Special Account-Locally Funded/Domestic Grants Fund, etc.)


Particulars	Current Year Budget					Prior Year's Accounts Payable					Current Year's Accounts Payable					TOTAL	SUB-TOTAL	Trust Liabilities				Grand Total				Remarks				
	PS	MOOE	FinEx	CO	TOTAL	PS	MOOE	FinEx	CO	Sub-Total	PS	MOOE	FinEx	CO	Sub-Total			PS	MOOE	CO	TOTAL	PS	MOOE	FinEx	CO		TOTAL			
1	2	3	4	5	6=(2+3+4+5)	7	8	9	10	11=(7+8+9+10)	12	13	14	15	16=	17=(11+16)	18=(6+17)	19	20	21	22=(19+20+21)	23	24	25	26	27=(23+24+25+26)	28			
CASH DISBURSEMENTS	10,295,058.39	1,478,885.62	0.00	0.00	11,773,924.01	0.00	0.00	0.00	0.00	0.00	0.00	0.00	0.00	0.00	0.00	11,773,924.01	11,773,924.01	0.00	0.00	0.00	0.00	10,295,058.39	1,478,885.62	0.00	0.00	11,773,924.01				
Notice of Cash Allocation (NCA)	10,295,058.39	1,478,885.62	0.00	0.00	11,773,924.01	0.00	0.00	0.00	0.00	0.00	0.00	0.00	0.00	0.00	0.00	11,773,924.01	11,773,924.01	0.00	0.00	0.00	0.00	10,295,058.39	1,478,885.62	0.00	0.00	11,773,924.01				
MDS Checks Issued	10,295,058.39	1,478,885.62	0.00	0.00	11,773,924.01	0.00	0.00	0.00	0.00	0.00	0.00	0.00	0.00	0.00	0.00	11,773,924.01	11,773,924.01	0.00	0.00	0.00	0.00	10,295,058.39	1,478,885.62	0.00	0.00	11,773,924.01				
Advice to Debit Account	0.00	0.00	0.00	0.00	0.00	0.00	0.00	0.00	0.00	0.00	0.00	0.00	0.00	0.00	0.00	0.00	0.00	0.00	0.00	0.00	0.00	0.00	0.00	0.00	0.00	0.00	0.00			
Notice of Transfer Allocations (NTA)	0.00	0.00	0.00	0.00	0.00	0.00	0.00	0.00	0.00	0.00	0.00	0.00	0.00	0.00	0.00	0.00	0.00	0.00	0.00	0.00	0.00	0.00	0.00	0.00	0.00	0.00	0.00	0.00		
MDS Checks Issued	0.00	0.00	0.00	0.00	0.00	0.00	0.00	0.00	0.00	0.00	0.00	0.00	0.00	0.00	0.00	0.00	0.00	0.00	0.00	0.00	0.00	0.00	0.00	0.00	0.00	0.00	0.00	0.00		
Advice to Debit Account	0.00	0.00	0.00	0.00	0.00	0.00	0.00	0.00	0.00	0.00	0.00	0.00	0.00	0.00	0.00	0.00	0.00	0.00	0.00	0.00	0.00	0.00	0.00	0.00	0.00	0.00	0.00	0.00		
Working Fund for FAPs	0.00	0.00	0.00	0.00	0.00	0.00	0.00	0.00	0.00	0.00	0.00	0.00	0.00	0.00	0.00	0.00	0.00	0.00	0.00	0.00	0.00	0.00	0.00	0.00	0.00	0.00	0.00	0.00		
Cash Disbursement Ceiling (CDC)	0.00	0.00	0.00	0.00	0.00	0.00	0.00	0.00	0.00	0.00	0.00	0.00	0.00	0.00	0.00	0.00	0.00	0.00	0.00	0.00	0.00	0.00	0.00	0.00	0.00	0.00	0.00	0.00		
TOTAL CASH DISBURSEMENTS	10,295,058.39	1,478,885.62	0.00	0.00	11,773,924.01	0.00	0.00	0.00	0.00	0.00	0.00	0.00	0.00	0.00	0.00	11,773,924.01	11,773,924.01	0.00	0.00	0.00	0.00	10,295,058.39	1,478,885.62	0.00	0.00	11,773,924.01				
NON-CASH DISBURSEMENTS	724,875.55	0.00	0.00	0.00	724,875.55	0.00	0.00	0.00	0.00	0.00	0.00	0.00	0.00	0.00	0.00	724,875.55	724,875.55	0.00	0.00	0.00	0.00	724,875.55	0.00	0.00	0.00	724,875.55				
Tax Remittance Advances Issued (TRA)	724,875.55	0.00	0.00	0.00	724,875.55	0.00	0.00	0.00	0.00	0.00	0.00	0.00	0.00	0.00	0.00	724,875.55	724,875.55	0.00	0.00	0.00	0.00	724,875.55	0.00	0.00	0.00	724,875.55				
Non-Cash Availment Authority (NCAA)	0.00	0.00	0.00	0.00	0.00	0.00	0.00	0.00	0.00	0.00	0.00	0.00	0.00	0.00	0.00	0.00	0.00	0.00	0.00	0.00	0.00	0.00	0.00	0.00	0.00	0.00	0.00	0.00		
Disbursements effected through outright deductions from claims (please specify...)	0.00	0.00	0.00	0.00	0.00	0.00	0.00	0.00	0.00	0.00	0.00	0.00	0.00	0.00	0.00	0.00	0.00	0.00	0.00	0.00	0.00	0.00	0.00	0.00	0.00	0.00	0.00	0.00		
Overpayment of expenses (e.g. personnel benefits)	0.00	0.00	0.00	0.00	0.00	0.00	0.00	0.00	0.00	0.00	0.00	0.00	0.00	0.00	0.00	0.00	0.00	0.00	0.00	0.00	0.00	0.00	0.00	0.00	0.00	0.00	0.00	0.00	0.00	
Restitution for loss of government property	0.00	0.00	0.00	0.00	0.00	0.00	0.00	0.00	0.00	0.00	0.00	0.00	0.00	0.00	0.00	0.00	0.00	0.00	0.00	0.00	0.00	0.00	0.00	0.00	0.00	0.00	0.00	0.00	0.00	
Liquidated damages and similar claims	0.00	0.00	0.00	0.00	0.00	0.00	0.00	0.00	0.00	0.00	0.00	0.00	0.00	0.00	0.00	0.00	0.00	0.00	0.00	0.00	0.00	0.00	0.00	0.00	0.00	0.00	0.00	0.00	0.00	
Others (e.g. TEF, BTI, Documentary Stamp Tax, etc.)	0.00	0.00	0.00	0.00	0.00	0.00	0.00	0.00	0.00	0.00	0.00	0.00	0.00	0.00	0.00	0.00	0.00	0.00	0.00	0.00	0.00	0.00	0.00	0.00	0.00	0.00	0.00	0.00	0.00	
TOTAL NON-CASH DISBURSEMENTS	724,875.55	0.00	0.00	0.00	724,875.55	0.00	0.00	0.00	0.00	0.00	0.00	0.00	0.00	0.00	0.00	724,875.55	724,875.55	0.00	0.00	0.00	0.00	724,875.55	0.00	0.00	0.00	724,875.55				
GRAND TOTAL	11,019,933.94	1,478,885.62	0.00	0.00	12,498,799.56	0.00	0.00	0.00	0.00	0.00	0.00	0.00	0.00	0.00	0.00	12,498,799.56	12,498,799.56	0.00	0.00	0.00	0.00	11,019,933.94	1,478,885.62	0.00	0.00	12,498,799.56				

Particulars	Previous Report			This Month			As at Date		
	(1)	(2)	(3)	(4)	(5)	(6)	(7)	(8)	(9)
Total Disbursement Authorities Received		16,576,883.89	13,022,875.55	20,990,758.44					
NCA		15,861,000.00	12,268,000.00	28,150,000.00					
NTA		0.00	0.00	0.00					
Working Fund		0.00	0.00	0.00					
TRA		715,883.89	724,875.55	1,440,758.44					
CDC		0.00	0.00	0.00					
NCAA		0.00	0.00	0.00					
Less: Notice of Transfer of Allocations (NTA) issued		16,576,883.89	13,022,875.55	28,590,758.44					
Total Disbursement Authorities Available		0.00	0.00	0.00					
Less:		0.00	0.00	0.00					
Liquidated Damages		0.00	0.00	0.00					
Disbursements		16,576,883.89	12,498,799.56	26,079,883.45					
Less: Other Non-Cash Disbursements		0.00	0.00	0.00					
Disbursements effected through outright deductions from claims		0.00	0.00	0.00					
Overpayment of expenses (e.g. personnel benefits)		0.00	0.00	0.00					
Restitution for loss of government property		0.00	0.00	0.00					
Liquidated damages and similar claims		0.00	0.00	0.00					
Others (e.g. TEF, BTI, Docs Stamp, etc.)		0.00	0.00	0.00					
Add/Less: Adjustments (e.g. cancelled/voided checks)		0.00	0.00	0.00					
Balance of Disbursement Authorities as at date		0.00	524,075.99	524,075.99					
Total Disbursements Program		16,576,883.89	13,022,875.55	26,599,758.44					
Less: *Actual Disbursements		13,520,702.90	12,498,799.56	26,019,522.16					
(Over)/Under spending		3,056,180.99	524,075.99	3,580,236.28					

Notes: * The use of NTA is discouraged
 Notes: ** Accounts should tally with the grand total disbursement (column 27).

Certified Correct:

 ALYA LUMBER S. LLAM
 Acting Accountant

Reviewed and Approved:

 MARISSA S. LIPAE, CPA
 Chief Administrative Officer V

Approved by:

 PROF. HANEMA S. UTUTALUM, CESE
 SUC President

MONTHLY REPORT OF DISBURSEMENTS
For the month of January 2024

Department : State Universities and Colleges (SUCs)
 Agency/Entity : Sulu State College
 Operating Unit : * not applicable *
 Organization Code (UAOS) : 06 112 000000
 Fund Cluster : 01 - Regular Agency Fund
 (e.g. UAOS Fund Cluster: 01-Regular Agency Fund, 02-Foreign Assisted Projects Fund, 03-Special Account-Locally Funded/Domestic Grants Fund, etc.)

Particulars	Current Year Budget					Prior Year's Budget					Current Year's Accounts Payable					Trust Liabilities					Grand Total	Remarks						
	PS	MOOE	FinEx	CO	TOTAL	PS	MOOE	FinEx	CO	Sub-Total	PS	MOOE	FinEx	CO	Sub-Total	TOTAL	SUB-TOTAL	PS	MOOE	CO			TOTAL	PS	MOOE	FinEx	CO	TOTAL
1	2	3	4	5	6=(2+3+4+5)	7	8	9	10	11=(7+8+9+10)	12	13	14	15	16*	17=(11+16)	18=(6+17)	19	20	21	22=(19+20+21)	23	24	25	26	27=(23+24+25+26)		
CASH DISBURSEMENTS	9,745,456.82	3,059,361.89	0.00	0.00	12,804,818.71	0.00	0.00	0.00	0.00	0.00	0.00	0.00	0.00	0.00	0.00	0.00	12,804,818.71	0.00	0.00	0.00	0.00	9,745,456.82	3,059,361.89	0.00	0.00	12,804,818.71	28	
Notice of Cash Allocation (NCA)	9,745,456.82	3,059,361.89	0.00	0.00	12,804,818.71	0.00	0.00	0.00	0.00	0.00	0.00	0.00	0.00	0.00	0.00	0.00	12,804,818.71	0.00	0.00	0.00	0.00	9,745,456.82	3,059,361.89	0.00	0.00	12,804,818.71		
MDS Checks Issued	9,745,456.82	3,059,361.89	0.00	0.00	12,804,818.71	0.00	0.00	0.00	0.00	0.00	0.00	0.00	0.00	0.00	0.00	0.00	12,804,818.71	0.00	0.00	0.00	0.00	9,745,456.82	3,059,361.89	0.00	0.00	12,804,818.71		
Advice to Debt Account	0.00	0.00	0.00	0.00	0.00	0.00	0.00	0.00	0.00	0.00	0.00	0.00	0.00	0.00	0.00	0.00	0.00	0.00	0.00	0.00	0.00	0.00	0.00	0.00	0.00	0.00	0.00	
Notice of Transfer Allocations (NTA)	0.00	0.00	0.00	0.00	0.00	0.00	0.00	0.00	0.00	0.00	0.00	0.00	0.00	0.00	0.00	0.00	0.00	0.00	0.00	0.00	0.00	0.00	0.00	0.00	0.00	0.00	0.00	
MDS Checks Issued	0.00	0.00	0.00	0.00	0.00	0.00	0.00	0.00	0.00	0.00	0.00	0.00	0.00	0.00	0.00	0.00	0.00	0.00	0.00	0.00	0.00	0.00	0.00	0.00	0.00	0.00	0.00	
Advice to Debt Account	0.00	0.00	0.00	0.00	0.00	0.00	0.00	0.00	0.00	0.00	0.00	0.00	0.00	0.00	0.00	0.00	0.00	0.00	0.00	0.00	0.00	0.00	0.00	0.00	0.00	0.00	0.00	
Working Fund for FAPs	0.00	0.00	0.00	0.00	0.00	0.00	0.00	0.00	0.00	0.00	0.00	0.00	0.00	0.00	0.00	0.00	0.00	0.00	0.00	0.00	0.00	0.00	0.00	0.00	0.00	0.00	0.00	
Cash Disbursement Ceiling (CDC)	0.00	0.00	0.00	0.00	0.00	0.00	0.00	0.00	0.00	0.00	0.00	0.00	0.00	0.00	0.00	0.00	0.00	0.00	0.00	0.00	0.00	0.00	0.00	0.00	0.00	0.00	0.00	
TOTAL CASH DISBURSEMENTS	9,745,456.82	3,059,361.89	0.00	0.00	12,804,818.71	0.00	0.00	0.00	0.00	0.00	0.00	0.00	0.00	0.00	0.00	0.00	12,804,818.71	0.00	0.00	0.00	0.00	9,745,456.82	3,059,361.89	0.00	0.00	12,804,818.71		
NON-CASH DISBURSEMENTS	715,883.89	0.00	0.00	0.00	715,883.89	0.00	0.00	0.00	0.00	0.00	0.00	0.00	0.00	0.00	0.00	0.00	715,883.89	0.00	0.00	0.00	0.00	715,883.89	0.00	0.00	0.00	715,883.89		
Tax Remittance Advices Issued (TRA)	715,883.89	0.00	0.00	0.00	715,883.89	0.00	0.00	0.00	0.00	0.00	0.00	0.00	0.00	0.00	0.00	0.00	715,883.89	0.00	0.00	0.00	0.00	715,883.89	0.00	0.00	0.00	715,883.89		
Non-Cash Assessment Authority (NCAA)	0.00	0.00	0.00	0.00	0.00	0.00	0.00	0.00	0.00	0.00	0.00	0.00	0.00	0.00	0.00	0.00	0.00	0.00	0.00	0.00	0.00	0.00	0.00	0.00	0.00	0.00	0.00	
Disbursements affected through outright deductions from claims (please specify...)	0.00	0.00	0.00	0.00	0.00	0.00	0.00	0.00	0.00	0.00	0.00	0.00	0.00	0.00	0.00	0.00	0.00	0.00	0.00	0.00	0.00	0.00	0.00	0.00	0.00	0.00	0.00	
Overpayment of expenses (e.g. personnel benefits)	0.00	0.00	0.00	0.00	0.00	0.00	0.00	0.00	0.00	0.00	0.00	0.00	0.00	0.00	0.00	0.00	0.00	0.00	0.00	0.00	0.00	0.00	0.00	0.00	0.00	0.00	0.00	
Restitution for loss of government property	0.00	0.00	0.00	0.00	0.00	0.00	0.00	0.00	0.00	0.00	0.00	0.00	0.00	0.00	0.00	0.00	0.00	0.00	0.00	0.00	0.00	0.00	0.00	0.00	0.00	0.00	0.00	
Liquidated damages and similar claims	0.00	0.00	0.00	0.00	0.00	0.00	0.00	0.00	0.00	0.00	0.00	0.00	0.00	0.00	0.00	0.00	0.00	0.00	0.00	0.00	0.00	0.00	0.00	0.00	0.00	0.00	0.00	
Others (e.g. TEF, BTI, Documentary Stamp Tax, etc.)	0.00	0.00	0.00	0.00	0.00	0.00	0.00	0.00	0.00	0.00	0.00	0.00	0.00	0.00	0.00	0.00	0.00	0.00	0.00	0.00	0.00	0.00	0.00	0.00	0.00	0.00	0.00	
TOTAL NON-CASH DISBURSEMENTS	715,883.89	0.00	0.00	0.00	715,883.89	0.00	0.00	0.00	0.00	0.00	0.00	0.00	0.00	0.00	0.00	0.00	715,883.89	0.00	0.00	0.00	0.00	715,883.89	0.00	0.00	0.00	715,883.89		
GRAND TOTAL	10,461,340.71	3,059,361.89	0.00	0.00	13,520,702.60	0.00	0.00	0.00	0.00	0.00	0.00	0.00	0.00	0.00	0.00	0.00	13,520,702.60	0.00	0.00	0.00	0.00	10,461,340.71	3,059,361.89	0.00	0.00	13,520,702.60		

SUMMARY

Particulars	Previous Report	This Month	As at Date
(1)	(2)	(3)	(4)
Total Disbursement Authorities Received	0.00	16,578,883.89	16,578,883.89
NCA	0.00	16,991,000.00	16,991,000.00
NTA	0.00	0.00	0.00
Working Fund	0.00	0.00	0.00
TRA	0.00	715,883.89	715,883.89
CDC	0.00	0.00	0.00
NCAA	0.00	0.00	0.00
Less: Notice of Transfer of Allocations (NTA) issued	0.00	0.00	0.00
Total Disbursement Authorities Available	0.00	16,578,883.89	16,578,883.89
Less:	0.00	0.00	0.00
Lapsed NCA	0.00	0.00	0.00
Disbursements	0.00	13,520,702.60	13,520,702.60
Less: Other Non-Cash Disbursements	0.00	0.00	0.00
Disbursements affected through outright deductions from claims	0.00	0.00	0.00
Overpayment of expenses (e.g. personnel benefits)	0.00	0.00	0.00
Restitution for loss of government property	0.00	0.00	0.00
Liquidated damages and similar claims	0.00	0.00	0.00
Others (e.g. TEF, BTI, Docs Stamp, etc.)	0.00	0.00	0.00
Add/Less: Adjustments (e.g. cancelled/late checked)	0.00	0.00	0.00
Balance of Disbursement Authorities as at date	0.00	3,058,181.29	3,058,181.29
Total Disbursements Program	0.00	16,994,000.00	16,994,000.00
Less: Actual Disbursements	0.00	13,520,702.60	13,520,702.60
(Over)/Under spending	0.00	2,373,297.40	2,373,297.40

Notes: * The use of NTA is discouraged
 Notes: ** Amounts should tally with the grand total disbursement (column 27).

MR. ALYASHER S. ASAM
Acting Accountant

MR. ALMASHIN S. LIPAE, DPA
Chief Administrative Officer V

PROF. CHARISMA S. INTUALUM, CESE
SUC President